

Fund Factsheet

Reksa Dana

Manulife Dana Tumbuh Berimbang

September 2020

Balanced Mutual Fund

Effective date	: 28 Aug 07
Effective Letter number	: BAPEPAM&LK No.S-4046/BI/2007
Inception date	: 01 Nov 07
Currency	: Rupiah
Net Asset Value/unit	: IDR1,719.13
Total Net Asset Value	: IDR133,887,792,000.00
Minimum investment	: Initial : IDR100,000.00
	: Next : IDR100,000.00
Units offered	: 1,000,000,000
Valuation	: Daily
Deferred Sales Charge	: Year 1 : 1.25%
	: Year 2 : 0.00%
Switching fee	: Max. 2.00%
Management fee	: Max. 2.50%
Custodian fee	: Max. 0.25%
Custodian bank	: PT Bank HSBC Indonesia
ISIN Code	: IDN000052206

Investment manager

Established in 1996, PT Manulife Aset Manajemen Indonesia (MAMI) is a member of Manulife that offers investment management and mutual fund products in Indonesia. Since its establishment, MAMI has consistently maintained its position as one of the leading companies in Indonesia's investment management industry, with asset under management of IDR 69 trillion as per June 2020. MAMI manages 24 mutual funds comprising money market, balanced, fixed income, equity, in Rupiah and US Dollar, as well as sharia. MAMI is registered and supervised by Otoritas Jasa Keuangan, and licensed No. Kep-07/PM/MI/1997 dated 21 August, 1997.

Investment objective

Manulife Dana Tumbuh Berimbang ("MDTB") aims to achieve capital growth through flexible and growth-oriented asset allocation by investing in equity securities listed in Indonesia, debt securities issued by the Government of the Republic of Indonesia or legal entities or corporations categorized as Investment Grade with minimum of BBB or B3 ratings (or equivalent), as well as money market instruments.

Investment allocation

Equity	: 50 - 75%
Bond	: 5 - 50%
Money Market	: 5 - 50%

Top 10 holdings[^]

ASIIJ 5.8 04/07/21
Bank Central Asia Tbk PT
Bank Mandiri Persero Tbk PT
Bank Rakyat Indonesia Persero
EXCLIJ 9.1 10/16/21
MEDCIJ 9.3 02/20/25
SMRAIJ 9 1/2 10/15/24
Telekomunikasi Indonesia Perse
Unilever Indonesia Tbk PT
WSKTIJ 8 1/4 02/23/23

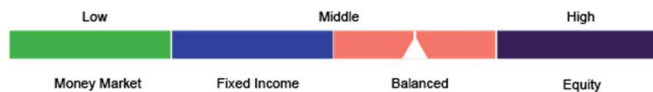
% portfolio

Equity	: 55.49%
Corporate Bond	: 29.04%
Money Market	: 15.46%

Major risks

Risks arising from reduced unit value, liquidity, changes in the allocation of securities in investment policy, changes in economic and political conditions, investment values, changes in tax regulations, interest rate risk.

Risk classification



Risk descriptions

Low: This mutual fund has a relatively stable movement with limited growth potential. **Medium:** This mutual fund has a low to moderate movement with moderate growth potential. **High:** This mutual fund has a relatively volatile movement with relatively high growth potential.

Performance

	YTD	1 Mo	3 Mo	6 Mo	1 Yr	3 Yr*	5 Yr*	Since Inception [^]
MDTB	-14.56%	-6.07%	-1.00%	6.52%	-14.20%	-5.98%	1.20%	4.29%
Benchmark**	-14.22%	-6.26%	0.67%	11.12%	-11.20%	-1.92%	5.56%	6.15%

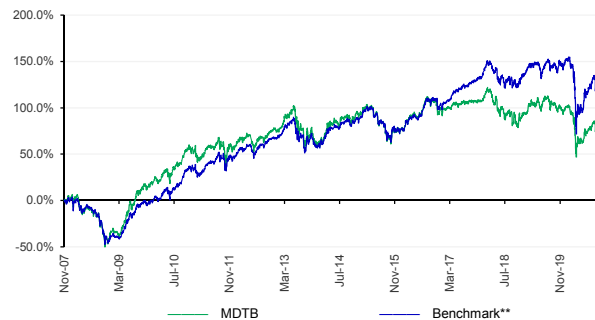
Best month: Apr 09 16.42%

Worst month: Oct 08 -25.23%

Notes

- [^] In alphabetical order.
- * Annualized performance using compound method, for products older than one year since inception.
- ** Effective August 1, 2019, the performance benchmark of Mutual Fund is 62.5% IDX80 Index + 32.5% BINDO Index + 5% average 1-month IDR Time Deposit local banks (BNI, BCA, Mandiri), net after tax.
- [#] For products launched <5 years ago, monthly performance graph displayed is since inception.

Performance since inception



Custodian bank

PT Bank HSBC Indonesia (previously known as PT Bank Ekonomi Raharja) has been operating in Indonesia since 1989 which is part of the HSBC Group. PT Bank HSBC Indonesia is a custodian bank registered and supervised by the Otoritas Jasa Keuangan ("OJK") with No. KEP-02/PM/2/2017 dated January 20, 2017.

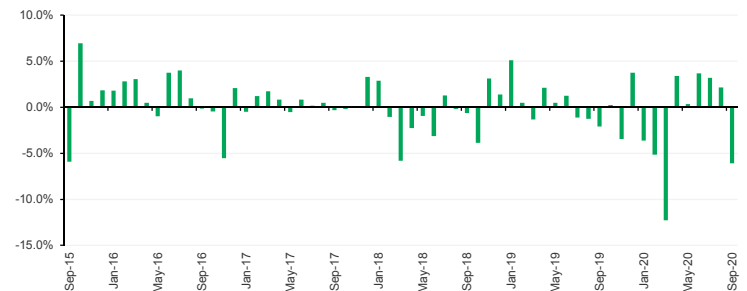
Customer services

Everyday 08.00 - 22.00 WIB
 Telephone : 021 2555 2255
 Email : hai@manulifeam.com
 Chat : www.reksadana-manulife.com
 www.klikMAMI.com
 WhatsApp : 08112552256

Social media

Facebook : reksa.dana.manulife
 Instagram : @reksa.dana.manulife
 Twitter : @ManulifeRD
 YouTube : Reksa Dana Manulife

Monthly performance for the last 5 years[#]



Access the prospectus for more information at www.reksadana-manulife.com. According to the applicable OJK regulations, statements of subscription, switching, redemption transactions is a valid proof of ownership of the Participation Unit issued and sent by the custodian bank.

Disclaimer

Investment in mutual funds involves risks. Before making investment decision, potential investor must read and understand the prospectus. Past performance does not guarantee/indicate future performance. Otoritas Jasa Keuangan does not provide a statement of approval or disapproval of this Securities, nor does it state the truth or adequacy of the contents of this mutual fund's prospectus. Any statement that contradicts these matters is illegal. Mutual funds are Capital Market products and not products issued by Selling Agents/Banks. Selling Agents are not responsible for any claims and risks of managing portfolio of the mutual funds carried out by the Investment Manager. This product information summary does not substitute fund prospectus and is prepared by PT Manulife Aset Manajemen Indonesia solely for informational purpose and does not constitute a solicitation to buy or sell securities. Information provided in this document is presented correctly. Investors are advised to seek professional opinion before making an investment decision. Past performance is not an indication of future performance, nor is it estimation of future performance or trends. PT Manulife Aset Manajemen Indonesia is an Investment Manager registered and supervised by OJK.